

This is an exciting area of learning we are inviting you to take part in. Summerland home-learning is based on the Summerland values and is designed to teach you to be self-motivated and independent with your learning. It gives you opportunities to try new things and learn life-skills you can use in the wider world.

While you are still expected to read nightly at home for enjoyment and to work on learning goals (such as maths basic facts), this sheet will take the place of traditional weekly homework sheets.

The home learning challenges need to be completed carefully – remember it is quality not quantity that counts. It will probably take you all year to complete your set number of challenges! You must provide evidence that you have completed each challenge. You need to fill in a task card (available from your teacher) for each challenge and also be able to show what you have learnt from doing it. The way you present your home-learning is up to you – it does not HAVE to be written about, there are plenty of other fun ways to present your learning. Here are just a few ideas: presenting a speech, making a poster or booklet, taking photos, or using I.C.T applications to create slideshows, movies etc.

As you finish each challenge you will need to have it checked by your teacher to make sure you have completed it properly. If you need any help with your home-learning, you should ask your parents or teacher but remember – **your parents are not allowed to do the challenges for you, no matter how eager they are to take over!** Your parents are responsible for supervising your safety while you complete these challenges.

SUMMERLAND VALUES

Learning together with: Fun, Integrity, Respect, Team and Success...







YEAR 1 HOME LEARNING SUCCESS CRITERIA:

- Over the entire year you must complete a minimum of **FIVE CHALLENGES** (eg you could do a couple of challenges per term). **Final date for home learning challenges to be completed and handed in for this year is FRIDAY 22 NOVEMBER 2019**
- You may do more than 5 challenges if you're keen!
- You must complete at least **ONE challenge** from **EACH** of the 5 different sections.
- At least one of your 5 challenges needs to include a component of the Maori culture. These challenges are marked by a double asterisk ****
- You must complete a task card for each challenge (these will be stuck into your homework book/folder when the challenge is completed)
- It is up to you to meet with your teacher and show that you have completed each challenge
- You must have some evidence to prove that you have completed each challenge – eg. photos, slideshow, speech, poster, report, performance, certificate, trophy etc
- It is quality not quantity that counts so take your time to do each challenge with excellence!
- If you complete all 5 challenges, you will receive a “success” values certificate at the end of the year

SUMMERLAND HOME LEARNING CHALLENGES: YEAR 1

Meaningful home learning opportunities to promote independent, motivated, well-rounded learners



<p>Giving</p> <p>G1. Give some old toys, clothes or books to children in need (ie Salvation Army, Starship Hospital)</p> <p>G2. Donate some pocket money/money from your piggy bank to a charity of your choice or give some cans of food to the Auckland City Mission, Red Cross or SPCA</p> <p>G3. For 2 weeks help put the rubbish out for your family. Show what you've learnt about recycling (plastic, paper, glass, rubbish)</p> <p>G4. Choose someone in your family or class to be a secret guardian angel for for a week. Do something nice for them each day – eg pick them flowers, give them a treat, or make them a card. DON'T LET THEM KNOW IT'S YOU!</p> <p>G5. If you have family members living overseas, send them a short letter, email or postcard and let them know what you've been doing at school. Photocopy this and put it in your home-learning book</p> <p>G6. Give a birthday card to someone you love. Use at Least 4 kupu hou (Māori words) in your message **</p> 	<p>Academic Excellence</p> <p>A1. Improve your reading and writing: learn how to read and spell 10 high frequency words correctly. See your teacher for a recommended list. Get your teacher to test you.</p> <p>A2. Improve your technology skills: design and build a mobile or wind chimes using recycled materials/rubbish</p> <p>A3. Improve your reading: read for 50 nights in a row (see your teacher for a reading log sheet)</p> <p>A4. Learn about your whakapapa (ancestry). Make a family tree to display. Try and include yourself, your siblings, parents and grandparents</p> <p>A5. Improve your maths: be able to say and write all the numbers to 20 both forwards and backwards and be able to say the number that comes before and after every number from 1 to 10</p> <p>A6. Learn about science and nature: plant a herb garden (eg parsley, coriander, rosemary etc). Bring in some of your produce to show the class</p> <p>A7. Learn to count to 10 in Maori or learn to say the names of 8 colours in Maori. You could present this as a waiata (song) if you like. **</p>
<p>Service to school and community</p> <p>S1. Help out around our school: buddy up with an older student and collect rubbish for 6 days. (See your teacher for a rubbish collection sheet)</p> <p>S2. Join a community group: eg brownies, scouts, a church group – show how you have helped others</p> <p>S3. Help out loved ones: do a job someone in your family usually does for a week (eg folding washing, vacuuming, drying dishes, making the beds, washing your brother or sister's bike etc)</p>  	<p>Excellence in the Arts</p> <p>E1. Join a school or community group (eg choir, dance, drama etc). Attend all rehearsals and performances</p> <p>E2. Create a mask of your favourite book or tv character</p> <p>E3. Get a family member to teach you to sew. Design and make a soft toy</p> <p>E4. Learn a new craft (eg knitting, mosaics, sewing), a musical instrument or join a dance or drama group.</p> <p>E5. Practice and perform something for your class (eg a poem, sing a song or play an instrument)</p> <p>E6. Learn a waiata, Māori action song or haka. Perform it for your class **</p> <p>E7. Find a piece of Māori artwork (eg whakiro (carving), poupou (wall panel) in your community. Take a photo of it and find out its meaning **</p> 
<p>Physical Activity and the Outdoors</p> <p>P1. Improve your fitness: over a 4 week period go for a walk, run, scooter, bike-ride or roller blade 2 times a week</p> <p>P2. Take a trip to the beach and help prepare a picnic. Collect 3 things from the beach you found interesting (or take photos of 3 interesting things)</p> <p>P3. Explore the outdoors: with a family member or friend complete a challenging walk or hike (eg in the Waitakeres) (maximum of 1 hour)</p> <p>P4. Learn a new sport for an entire season (eg basketball, tennis, cricket, netball, athletics, soccer)</p> <p>P5. Improve your swimming skills: join a 'learn to swim' group or a surf-life saving group. Attend for at least one term/season</p> 