

This is an exciting area of learning we are inviting you to take part in. Summerland home-learning is based on the Summerland values and is designed to teach you to be self-motivated and independent with your learning. It gives you opportunities to try new things and learn life-skills you can use in the wider world.

While you are still expected to read nightly at home for enjoyment and to work on learning goals (such as maths basic facts), this sheet will take the place of traditional weekly homework sheets.

The home learning challenges need to be completed carefully – remember it is quality not quantity that counts. It will probably take you all year to complete your set number of challenges! You must provide evidence that you have completed each challenge. You need to fill in a task card (available from your teacher) for each challenge and also be able to show what you have learnt from doing it. The way you present your home-learning is up to you – while it's fine to just write about it, there are plenty of other fun ways to present your learning. Here are just a few ideas: presenting a speech, making a poster or booklet, taking photos, or using I.C.T applications to create slideshows, movies etc.

As you finish each challenge you will need to have it checked by your teacher to make sure you have completed it properly. If you need any help with your home-learning, you should ask your parents or teacher but remember – **your parents are not allowed to do the challenges for you, no matter how eager they are to take over!** Your parents are responsible for supervising your safety while you complete these challenges.

SUMMERLAND VALUES

Learning together with: Fun, Integrity, Respect, Team and Success...






YEAR 3 HOME LEARNING SUCCESS CRITERIA:

- Over the entire year you must complete a minimum of **SEVEN CHALLENGES** (eg you could do a couple of challenges per term). **Final date for home learning challenges to be completed and handed in for this year is FRIDAY 24 NOVEMBER 2017**
- You may do more than 7 challenges if you're keen!
- You must complete at least **ONE challenge** from **EACH** of the 5 different sections.
- At least one of your 7 challenges needs to include a component of the Maori culture. These challenges are marked by a double asterisk ****
- You must complete a task card for each challenge (these will be stuck into your homework book/folder when the challenge is completed)
- It is up to you to meet with your teacher and show that you have completed each challenge
- You must have some evidence to prove that you have completed each challenge – eg. photos, slideshow, speech, poster, report, performance, certificate, trophy etc
- It is quality not quantity that counts so take your time to do each challenge with excellence!
- If you complete all 7 challenges, you will receive a “success” values certificate at the end of the year. If you complete all of the home learning challenges in years 4, 5 and 6 you will receive a pounamu at the end-of-year Celebration of Excellence.

SUMMERLAND HOME LEARNING CHALLENGES: YEAR 3

Meaningful home learning opportunities to promote independent, motivated, well-rounded learners



<p>Giving</p> <p>G1. Give to your family: prepare one dinner for your family and do one job for your family (eg mow the lawns, wash the car, vacuum etc)</p> <p>G2. Give to families in need – if you have pocket money or money in a piggybank, donate some of it to a charity of your choice. If you don't have money, clean out your room or pantry! Learn about a charity you are interested in. Find out what they need in the way of donations. Donate cans of food, bedding, toys, or clothes you no longer need to a charity such as the Auckland City Mission, Red Cross Starship or SPCA</p> <p>G3. Give your skills to help others – eg join a surf life saving club etc</p> <p>G4. Think about your schoolmates, teachers, family and neighbours. Do 4 acts of kindness for people, eg make a card for someone who is sick, look after a new student for a week etc</p> <p>G5. Design your own challenge ONLY AFTER discussing your idea with your teacher. Design your own challenges are terms 3 & 4 only</p>  	<p>Academic Excellence</p> <p>A1. Improve your technology skills: design and build a bridge to span a distance of 30 centimetres that will support 8 Matchbox cars. Build it out of any materials you like – lego, card, popsicle sticks etc. Use the internet/books to learn about bridge design</p> <p>A2. Improve your reading: read for 15 minutes for 150 nights in a row (get a reading log sheet off your teacher)</p> <p>A3. Improve your maths– do the Year 3 maths worksheet: <i>cultural maths</i>**</p> <p>A4. Be a reporter: interview a friend. Ask them 5 open questions, eg favourite hobby or sport. Write an article about your friend and share it with the class</p> <p>A5. Learn about science – do the Year 3 science challenge sheet</p> <p>A6. Improve your study skills. Research the diet, habitat, and life cycle of your favourite animal and present what you have learnt</p> <p>A7. Improve your reading: find instructions in a book for 2 different magic tricks. Learn how to do the trick and perform it for your class</p> <p>A8. Learn 20 kupu hou in Te Reo (new words in Māori) For example, farm animals, weather, feelings. Create a poster of these. Make sure you can pronounce them correctly. **</p> <p>A9. Design your own challenge ONLY AFTER discussing your idea with your teacher – terms 3 and 4 only</p> 
<p>Service to school and community</p> <p>S1. Join the Conservation group – attend all meetings for 2 terms</p> <p>S2. Do a beach/bush/stream/park clean up to make it look great. Take photos for evidence</p> <p>S3. Join a community group: eg brownies, scouts, keas, church groups etc – show how you have helped others</p> <p>S4. Help out around the school or community: collect rubbish over a 4 week period (please see your teacher for a form)</p> <p>S5. Learn some tākaro ā-ringā (Māori hand games). This website will help you learn some http://bit.ly/2jtqEPH. Hold a workshop to teach the games to others **</p> <p>S5. Design your own challenge ONLY AFTER discussing your idea with your teacher. Design your own challenges are terms 3 & 4 only</p>	<p>Excellence in the Arts</p> <p>E1. Join a school or community group (eg dance, choir, kapa haka**, jump jam, drama etc). Attend all rehearsals and performances</p> <p>E2. Make up a puppet show, play or slideshow about how to use the Summerland values. Write a script and perform it to the class</p> <p>E3. Learn a new craft (eg knitting, sewing, following instructions to build a lego project, mosaics, papier mâché, or a musical instrument, raranga (māori weaving)** or whakiro (māori carving)**. Share your creation</p> <p>E4. Improve your confidence and skill: prepare and present a 2 minute speech on a topic of your choice to the class</p> <p>E5. Learn about the koru and what it means in Māori culture. Make your own koru artwork – eg a mosaic tile for the garden, a clay tile or painting – there are lots of ideas on the internet **</p> <p>E6. Design your own challenge ONLY AFTER discussing with your teacher</p>
<p>Physical Activity and the Outdoors</p> <p>P1. Improve your fitness: over a 4 week period complete a run or walk of at least 10km or cycle 40km. Show a map of your route. Include a table that shows the dates you exercised and the distances you covered.</p> <p>P2. Explore the outdoors: with a family member or family friend complete a challenging walk such as part of the Hillary Track in the Waitakeres or a walk around a West coast beach such as Piha, Muriwai, Te Henga (Bethells), O'Neils, Kare Kare or Anawhata (at least 2 hours)</p> <p>P3. Compete in a sport for an entire season (eg basketball, tennis, cricket, netball, athletics, soccer)</p> <p>P4. Improve your swimming skills: join a swim school for at least one term – show how your swimming skills have improved.</p> <p>P5. Design your own challenge ONLY AFTER discussing your idea with your teacher – terms THREE and FOUR only</p> 